

# Early Learning SF Monthly Dashboard: December 2019



Children waiting:

There are **2,196** children waiting.

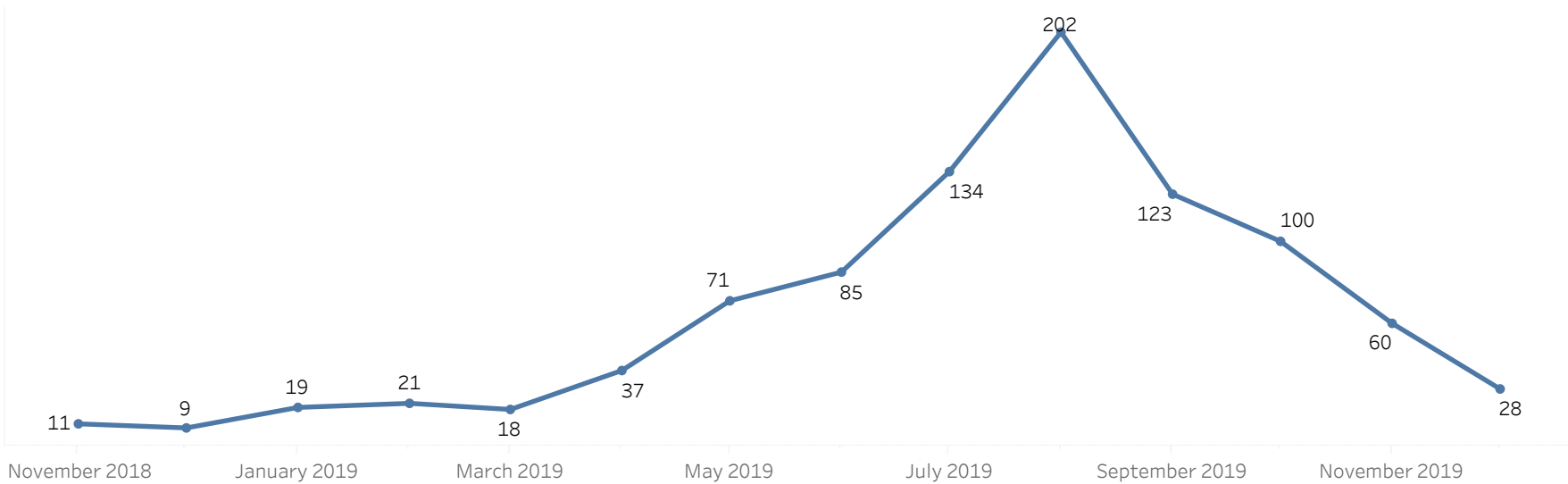
Of these, **233** submitted their applications just this month.

Open vacancies:

There are currently **361** open vacancies.

Of these, **99** were created just this month.

## Monthly Enrollments through ELSF:

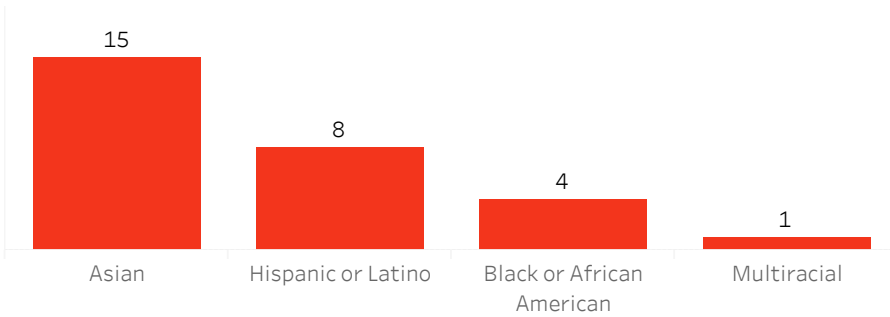


1 • Data as of 12/31/2019

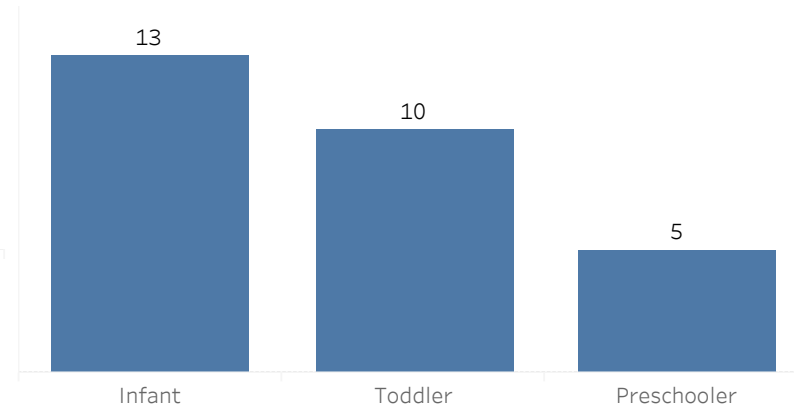
# Enrolled through ELSF December 2019 (N = 28)



Race/Ethnicity



Age Ranges\*



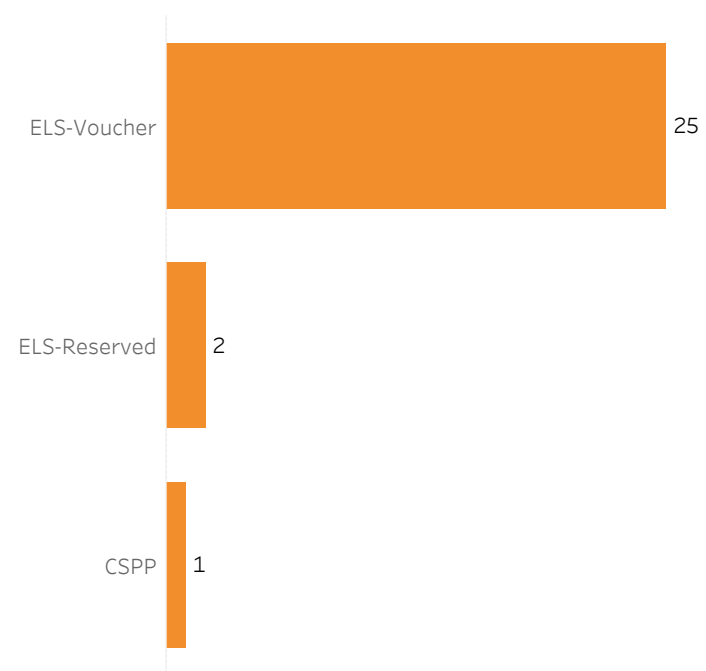
OECE Target Populations\*

Target Population	Percentage
Below 20% AMI	32%
Between 20% and 25% AMI	21%
Between 25% and 30% AMI	11%
Between 30% and 35% AMI	7%
Between 35% and 40% AMI	11%
Between 40% and 45% AMI	4%
Between 45% and 50% AMI	7%
Between 50% AMI and 85% SMI	7%

Income

Income Category	Percentage
Below 20% AMI	32%
Between 20% and 25% AMI	21%
Between 25% and 30% AMI	11%
Between 30% and 35% AMI	7%
Between 35% and 40% AMI	11%
Between 40% and 45% AMI	4%
Between 45% and 50% AMI	7%
Between 50% AMI and 85% SMI	7%

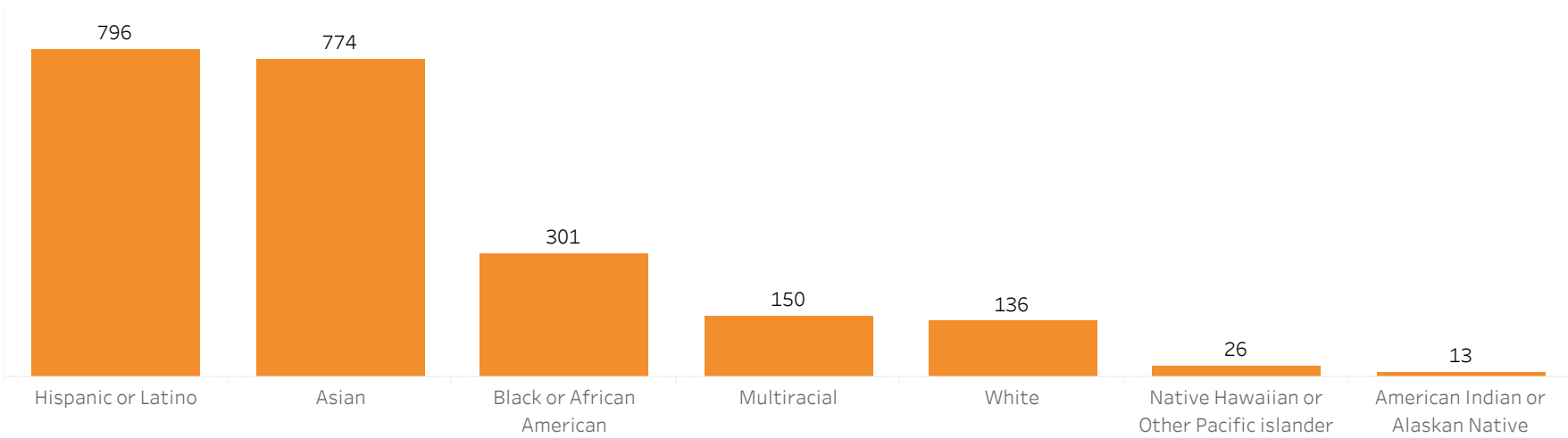
Subsidy\*



# Children Ages 0 to 12 Still Waiting: December 2019 (N = 2,196)



## Race/Ethnicity



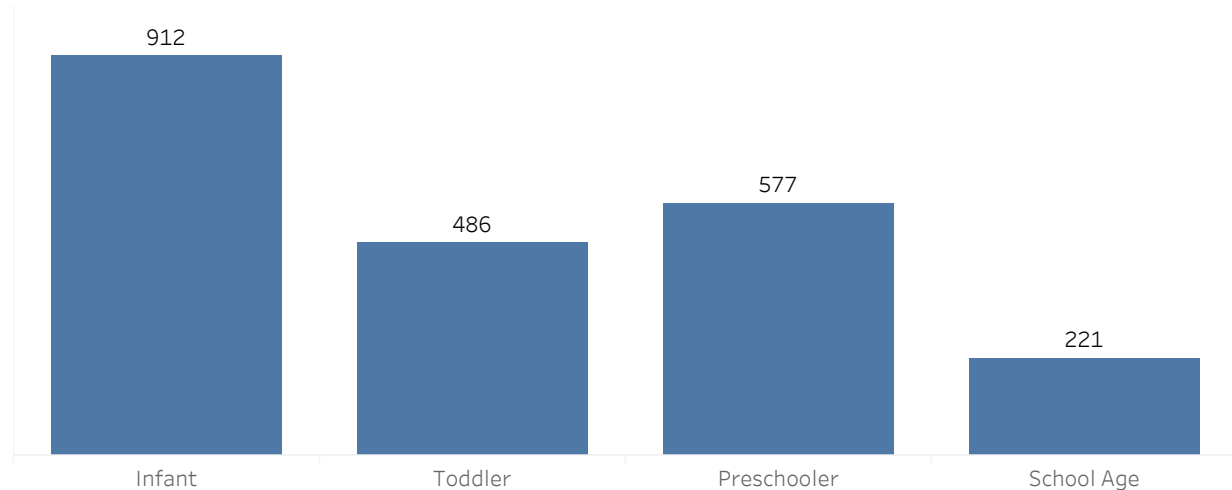
## Income

Below 20% AMI	40%
Between 20% and 25% AMI	13%
Between 25% and 30% AMI	11%
Between 30% and 35% AMI	9%
Between 35% and 40% AMI	6%
Between 40% and 45% AMI	6%
Between 45% and 50% AMI	6%
Between 50% AMI and 85% SMI	9%

## OECE Target Populations

Not Target Population	17%
Target Population	83%

## Age

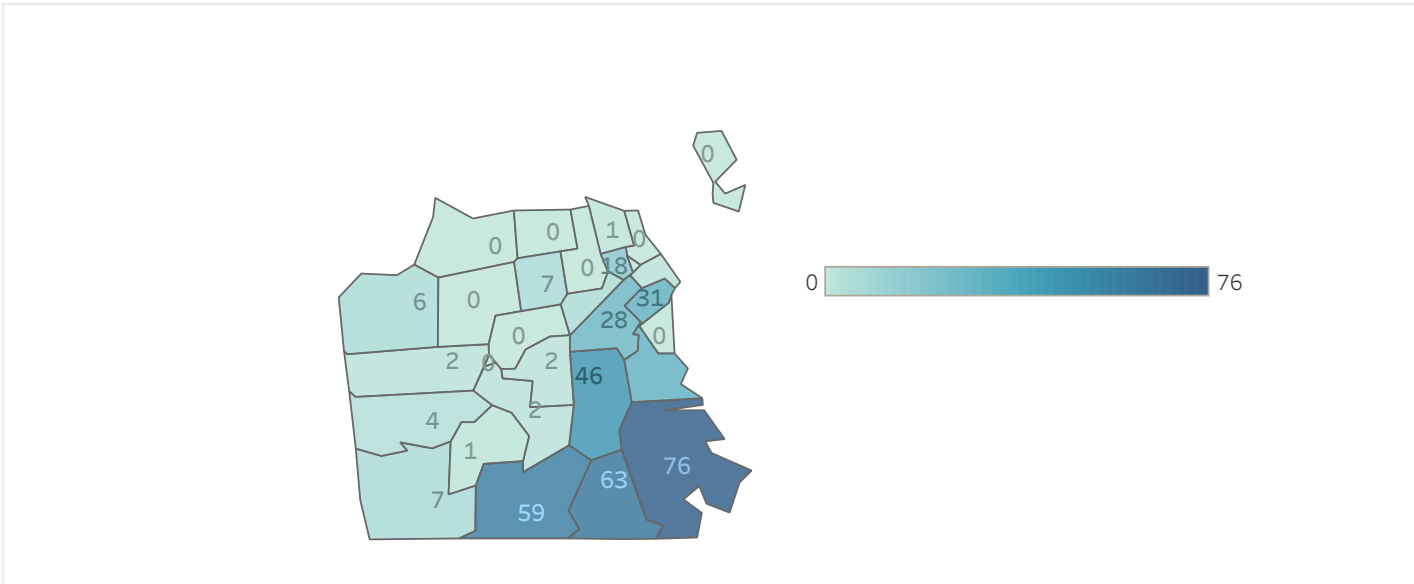


## Open Vacancies in SF Zip Codes: December 2019

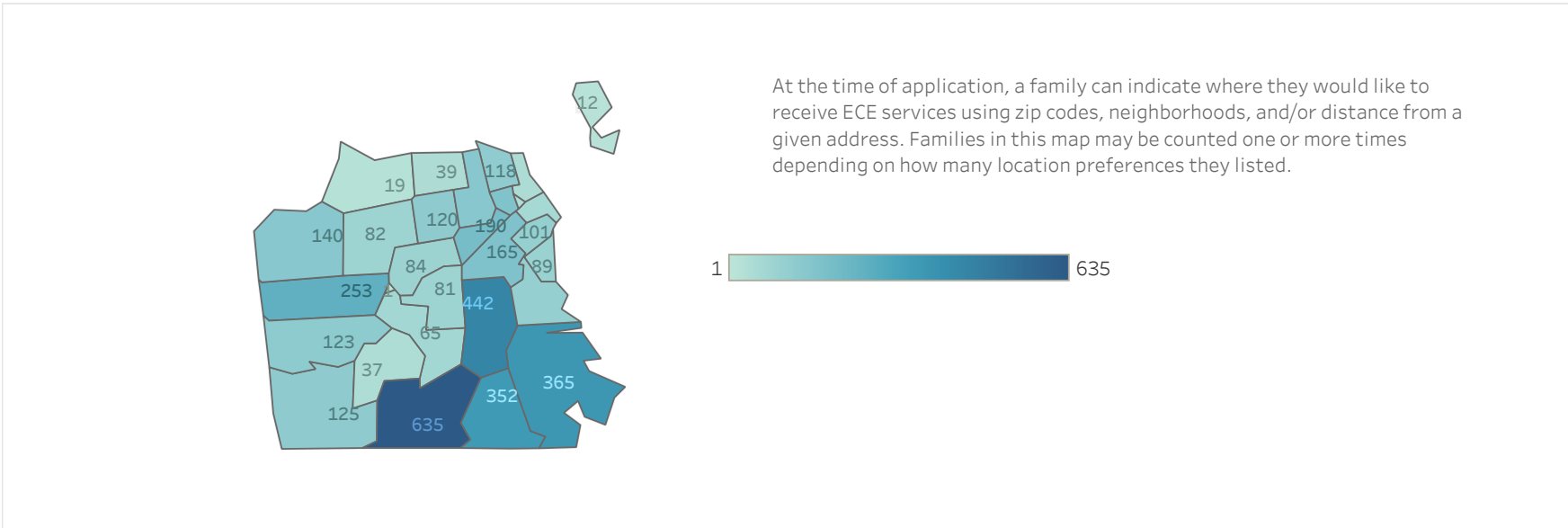


Total Open Vacancies in SF Zip Codes, December 2019:

361



## Children Waiting, by Zip Code where they are seeking ECE services: December 2019



# Appendix



## Total Children on ELSF as of 12/31/2019

Waiting	2,196
No Longer Waiting	8,459
Grand Total	10,655

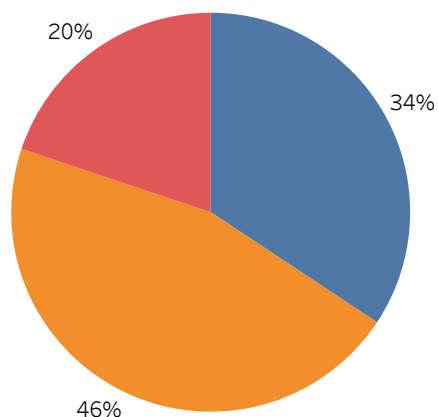
## Breakdown of No Longer Waiting

Enrolled	3,590
Inactive	4,869
Grand Total	8,459

Total new applications since launch:  
**6,955**

## Applications created by:

- Family
- Integrated Services Agency or Compass
- Other CBO



## Definitions

### State Subsidies

CCTR: General Child Care and Development

CCSP: California State Preschool

### OECE Age Ranges\*

0 – 1.9 years old: Infant

2 – 2.9 years old: Toddler

3 – 5.9 years old: Preschooler

6 years old and over: School Age

\*CCTR enrollments abide by California Department of Education age categories

### OECE Target Populations

1. CPS or AT-risk for Neglect or Abuse
2. Homeless
3. Special Needs
4. Low-income Dual Language Learners
5. Low-income Black or African American
6. Low-income Hispanic or Latino