

# Early Learning SF Monthly Dashboard: October 2019



Children waiting:

There are **2,330** children waiting.

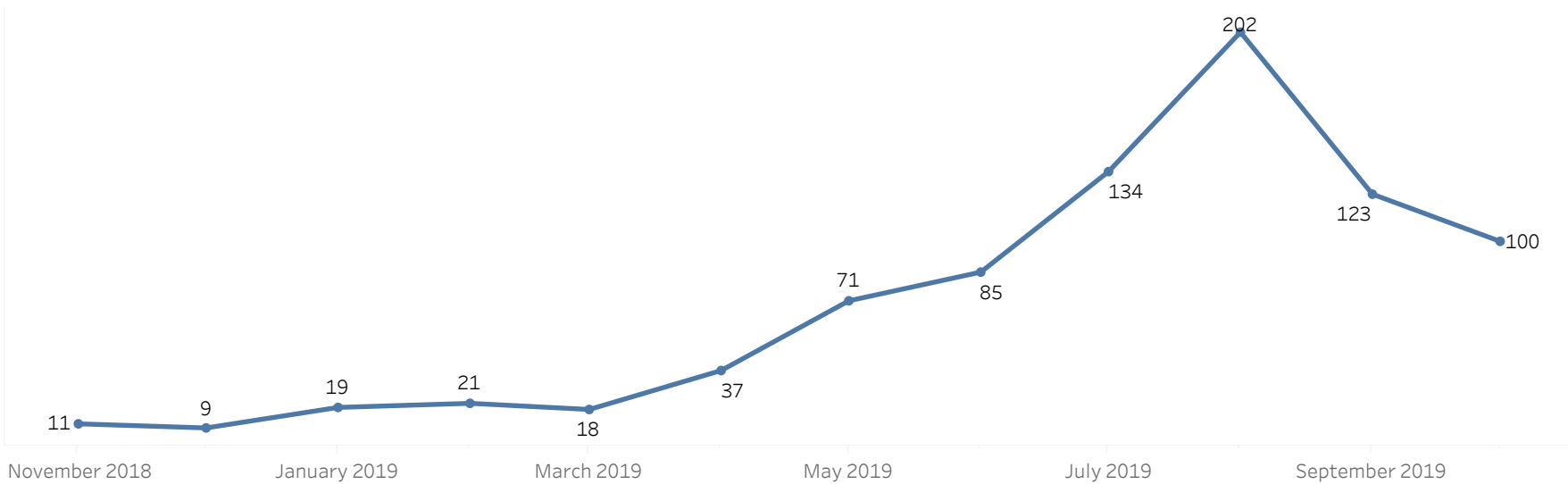
Of these, **276** submitted their applications just this month.

Open vacancies:

There are currently **506** open vacancies.

Of these, **169** were created just this month.

## Monthly Enrollments through ELSF:

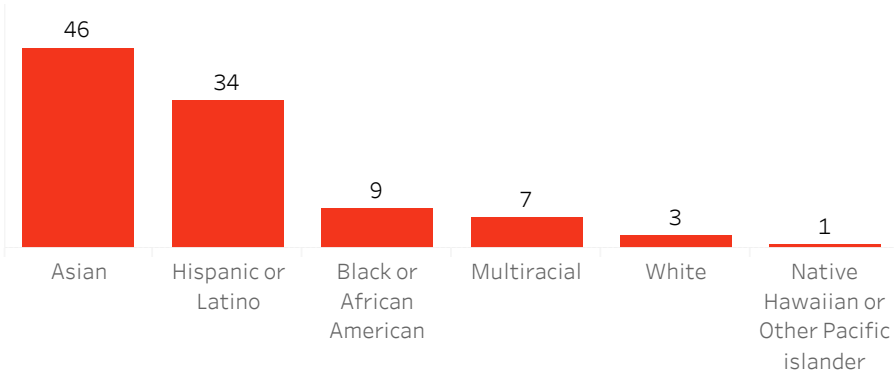


1 • Data as of 10/31/2019

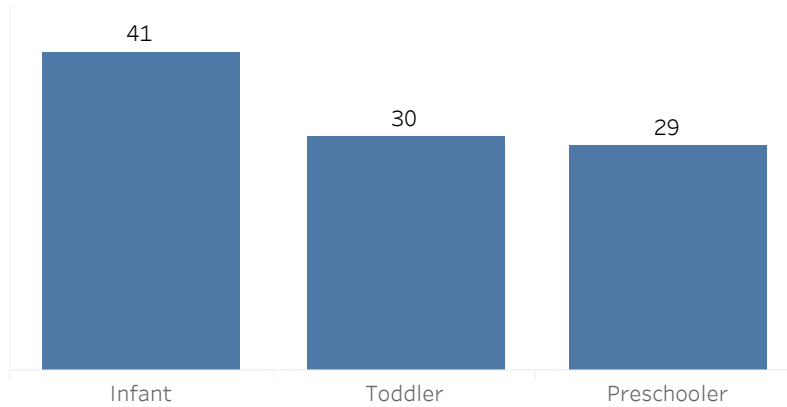
# Enrolled through ELSF October 2019 (N = 100)



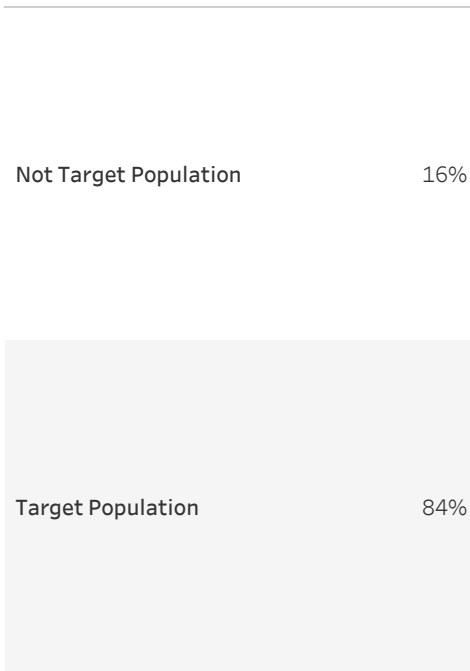
Race/Ethnicity



Age Ranges\*



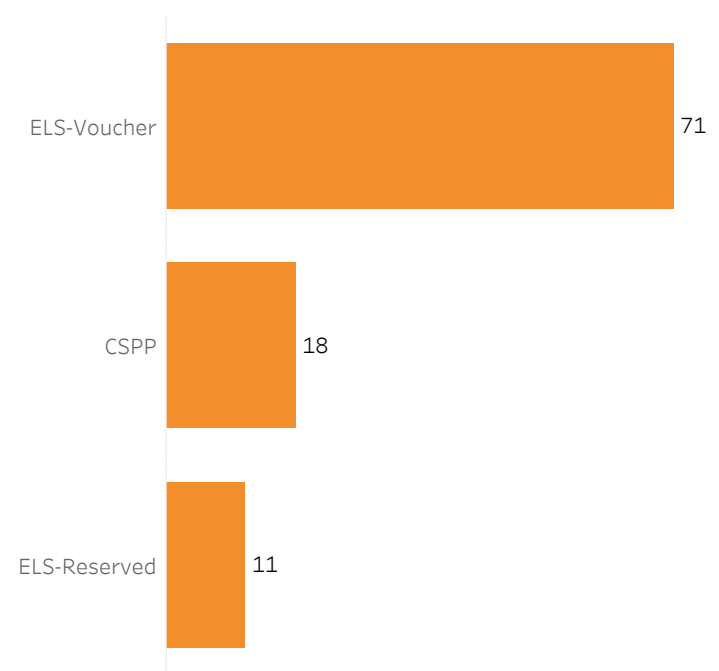
OECE Target Populations\*



Income

Below 20% AMI	38%
Between 20% and 25% AMI	10%
Between 25% and 30% AMI	11%
Between 30% and 35% AMI	6%
Between 35% and 40% AMI	11%
Between 40% and 45% AMI	8%
Between 45% and 50% AMI	9%
Between 50% AMI and 85% SMI	7%

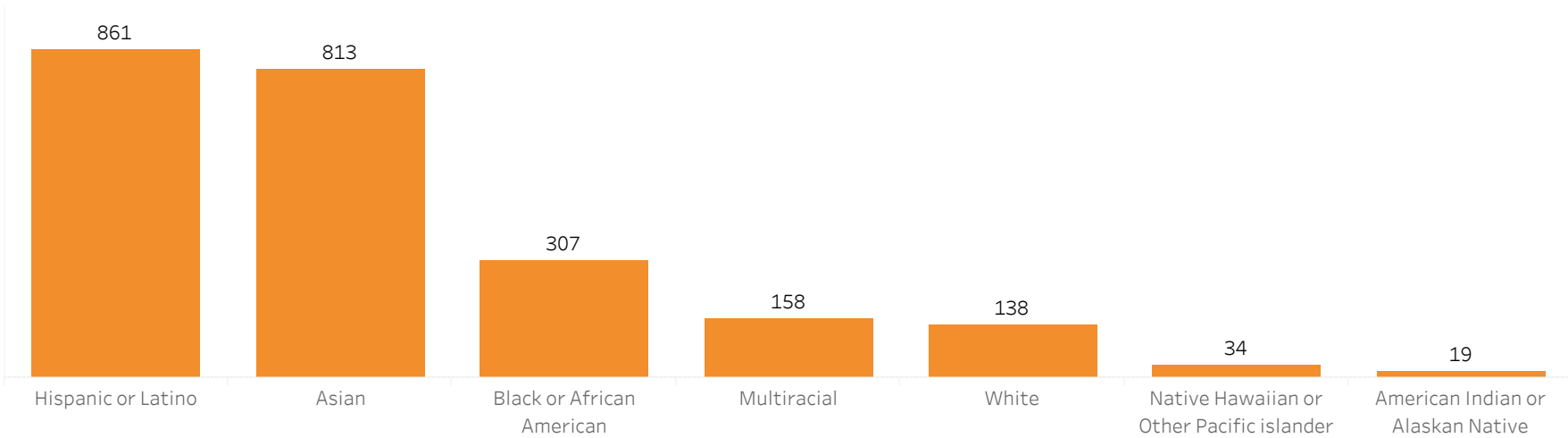
Subsidy\*



# Children Ages 0 to 12 Still Waiting: October 2019 (N = 2,330)



## Race/Ethnicity



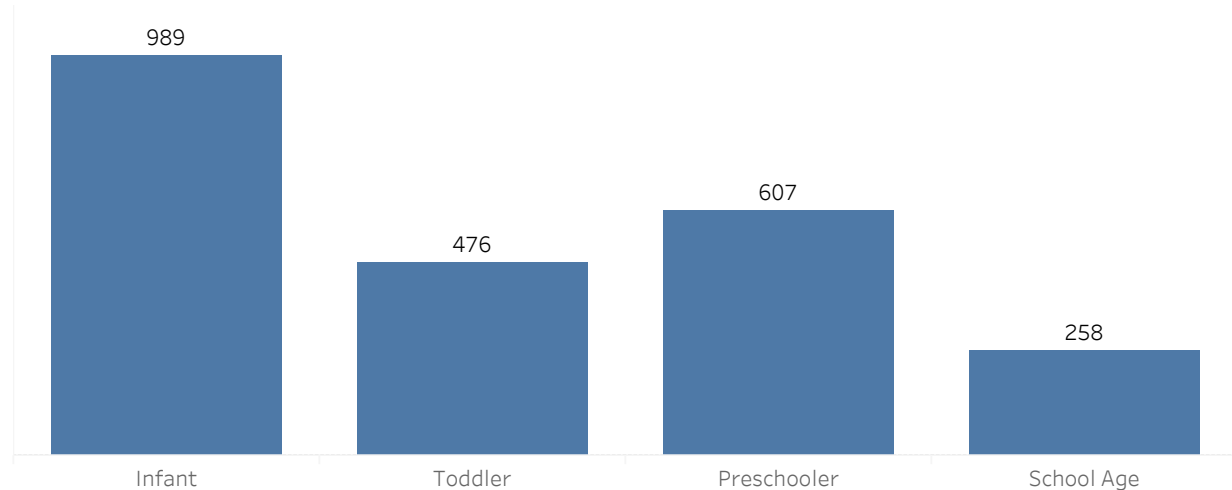
## Income

Below 20% AMI	39%
Between 20% and 25% AMI	12%
Between 25% and 30% AMI	11%
Between 30% and 35% AMI	10%
Between 35% and 40% AMI	6%
Between 40% and 45% AMI	6%
Between 45% and 50% AMI	7%
Between 50% AMI and 85% SMI	10%

## OECE Target Populations

Not Target Population	18%
Target Population	82%

## Age

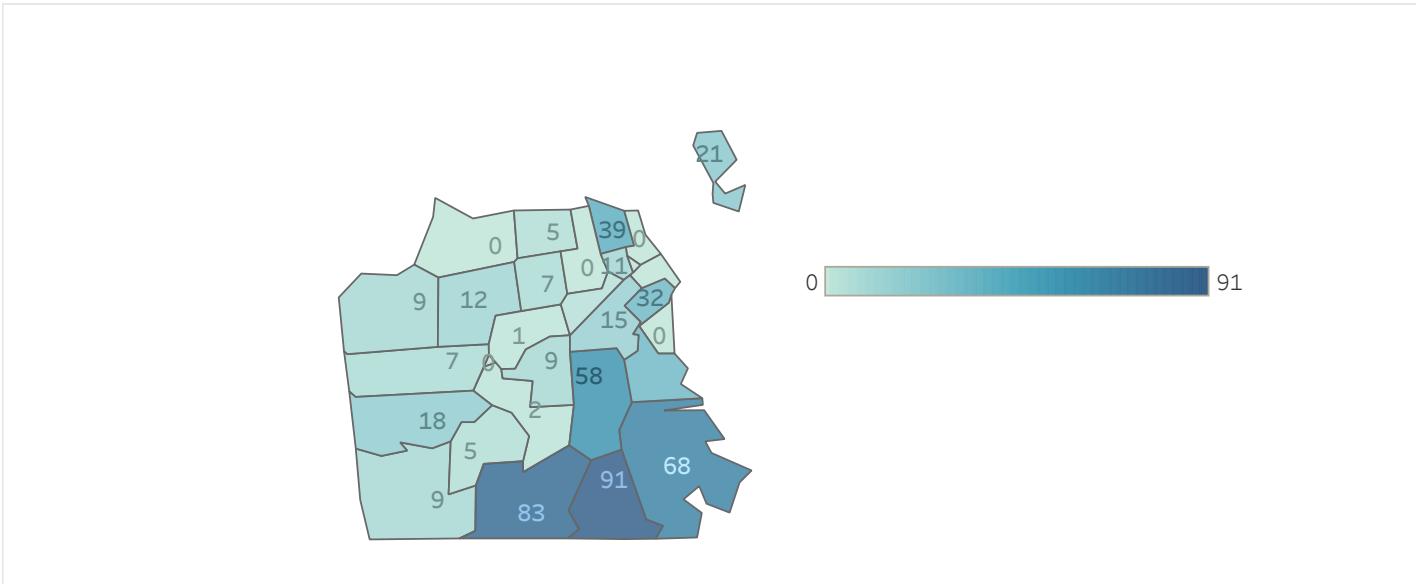


## Open Vacancies in SF Zip Codes: October 2019

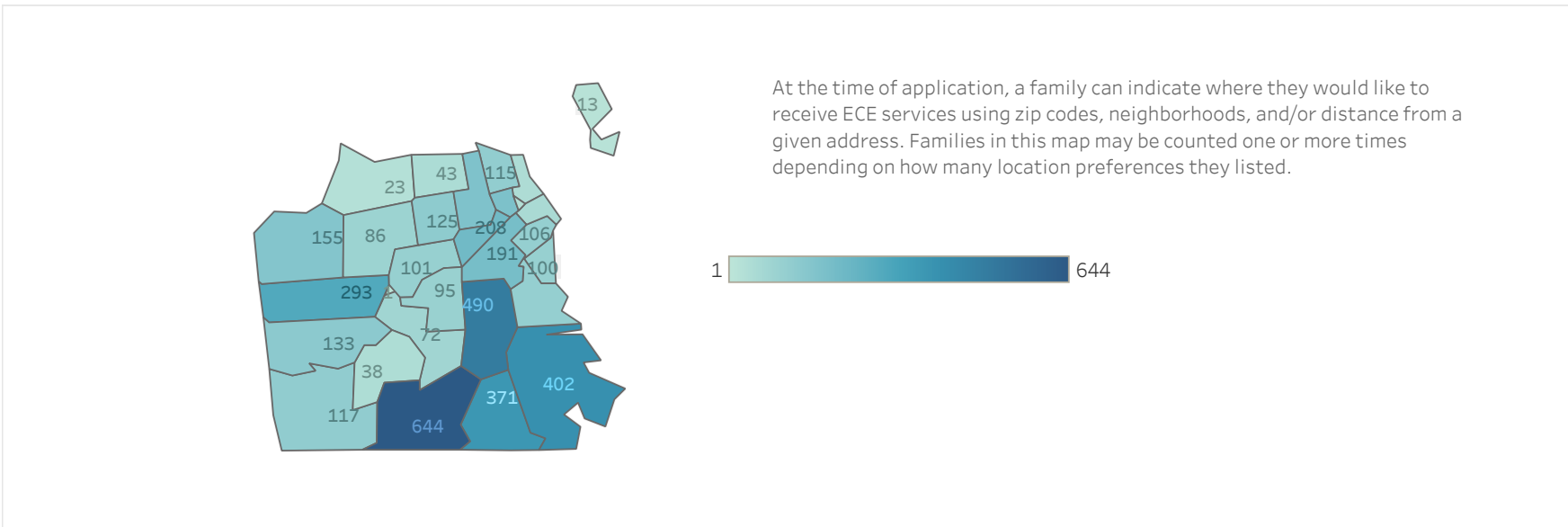


Total Open Vacancies in SF Zip Codes, October 2019:

506



## Children Waiting, by Zip Code where they are seeking ECE services: October 2019



# Appendix



## Total Children on ELSF as of 10/31/2019

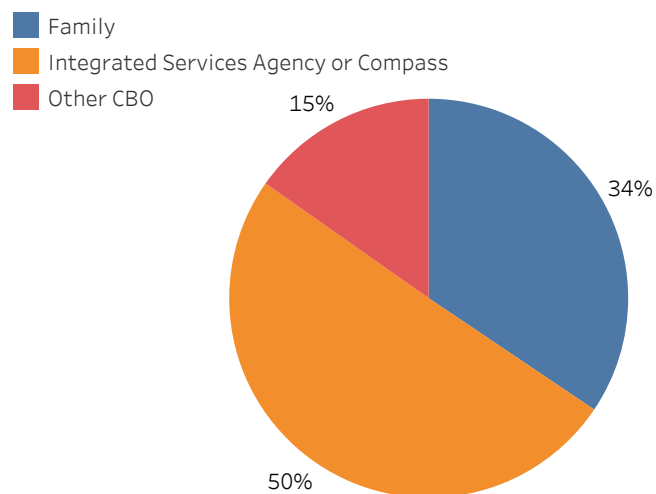
Waiting	2,330
No Longer Waiting	7,594
Grand Total	9,924

## Breakdown of No Longer Waiting

Enrolled	3,396
Inactive	4,198
Grand Total	7,594

Total new applications since launch:  
**6,230**

## Applications created by:



## Definitions

### State Subsidies

CCTR: General Child Care and Development

CCSP: California State Preschool

### OECE Age Ranges\*

0 – 1.9 years old: Infant

2 – 2.9 years old: Toddler

3 – 5.9 years old: Preschooler

6 years old and over: School Age

\*CCTR enrollments abide by California Department of Education age categories

### OECE Target Populations

1. CPS or AT-risk for Neglect or Abuse
2. Homeless
3. Special Needs
4. Low-income Dual Language Learners
5. Low-income Black or African American
6. Low-income Hispanic or Latino