

# Early Learning SF Monthly Dashboard: November 2019



Children waiting:

There are **2,268** children waiting.

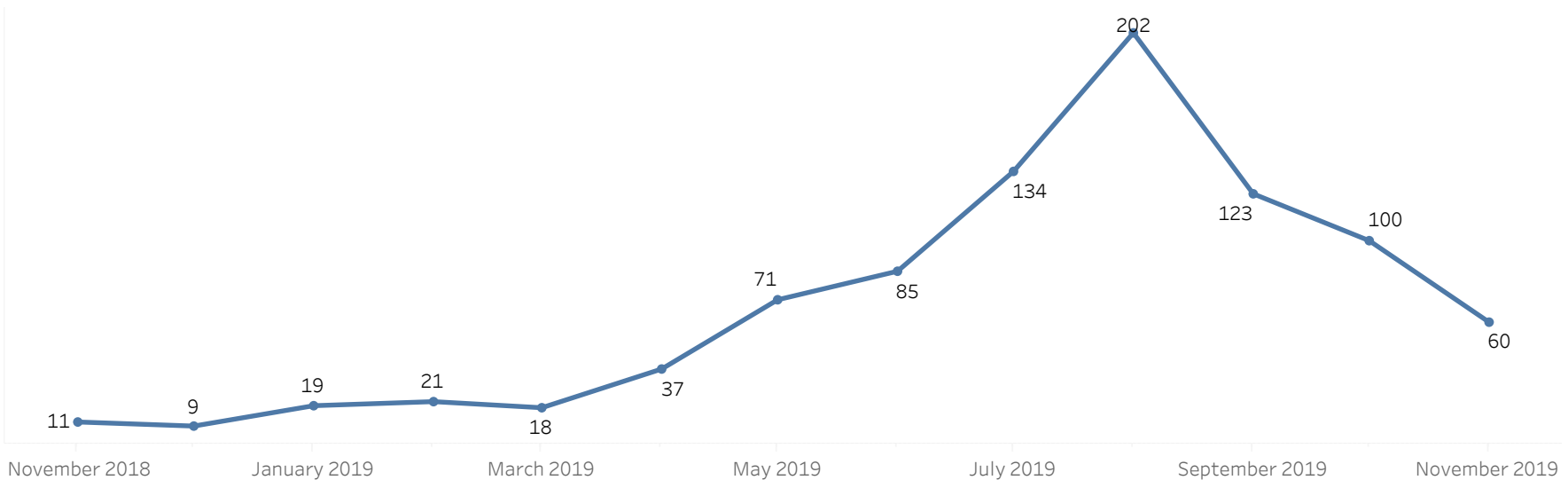
Of these, **257** submitted their applications just this month.

Open vacancies:

There are currently **515** open vacancies.

Of these, **195** were created just this month.

## Monthly Enrollments through ELSF:

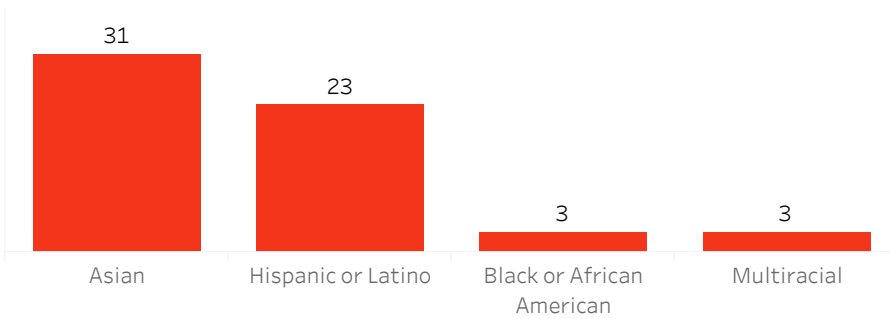


1 • Data as of 11/30/2019

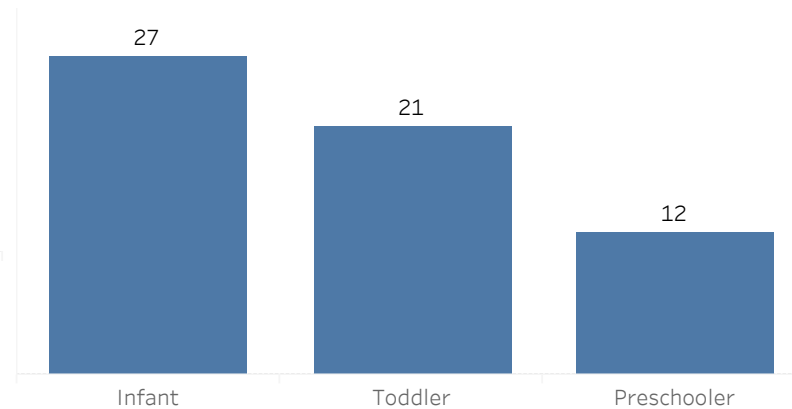
# Enrolled through ELSF November 2019 (N = 60)



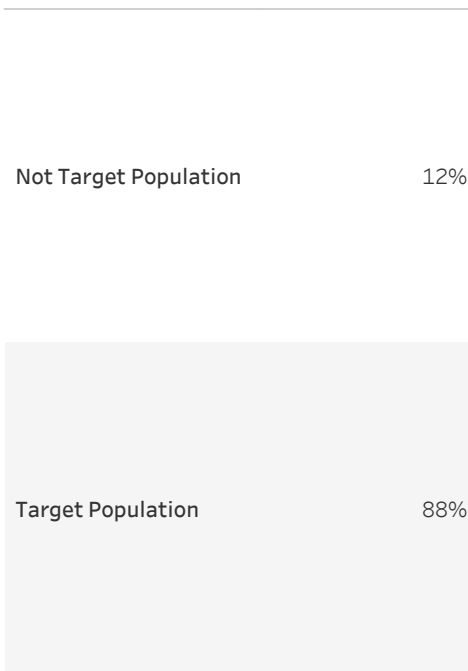
Race/Ethnicity



Age Ranges\*



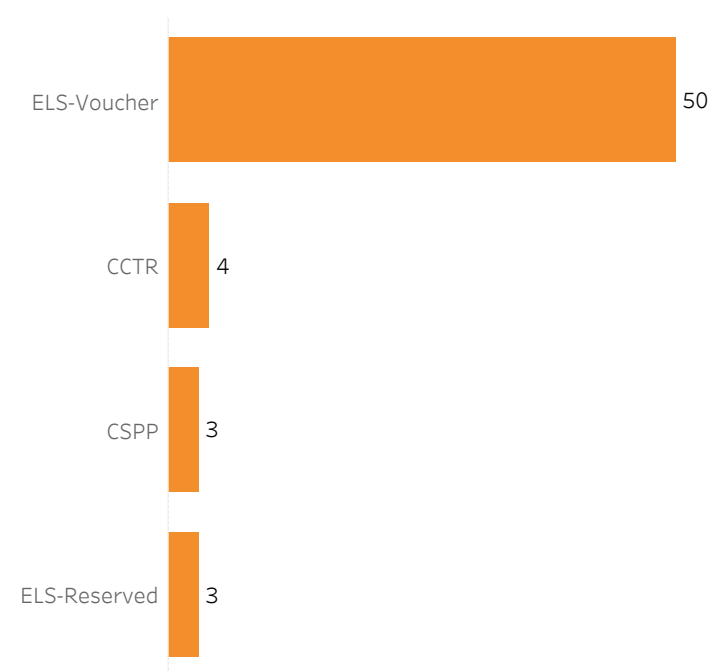
OECE Target Populations\*



Income

Below 20% AMI	53%
Between 20% and 25% AMI	8%
Between 25% and 30% AMI	7%
Between 30% and 35% AMI	13%
Between 35% and 40% AMI	8%
Between 40% and 45% AMI	5%
Between 45% and 50% AMI	3%
Between 50% AMI and 85% SMI	2%

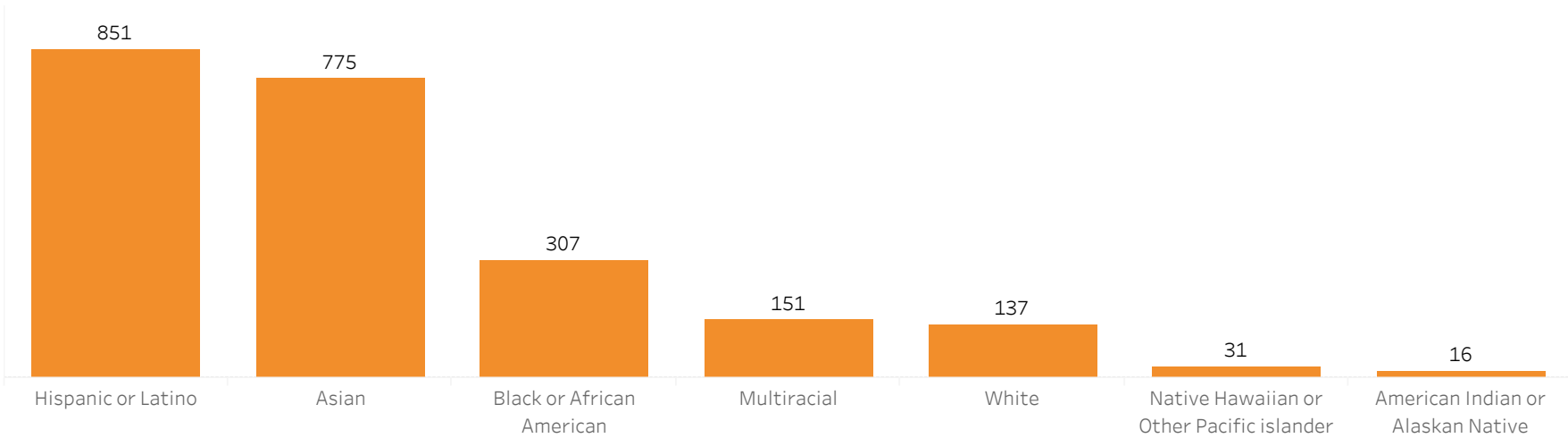
Subsidy\*



# Children Ages 0 to 12 Still Waiting: November 2019 (N = 2,268)



## Race/Ethnicity



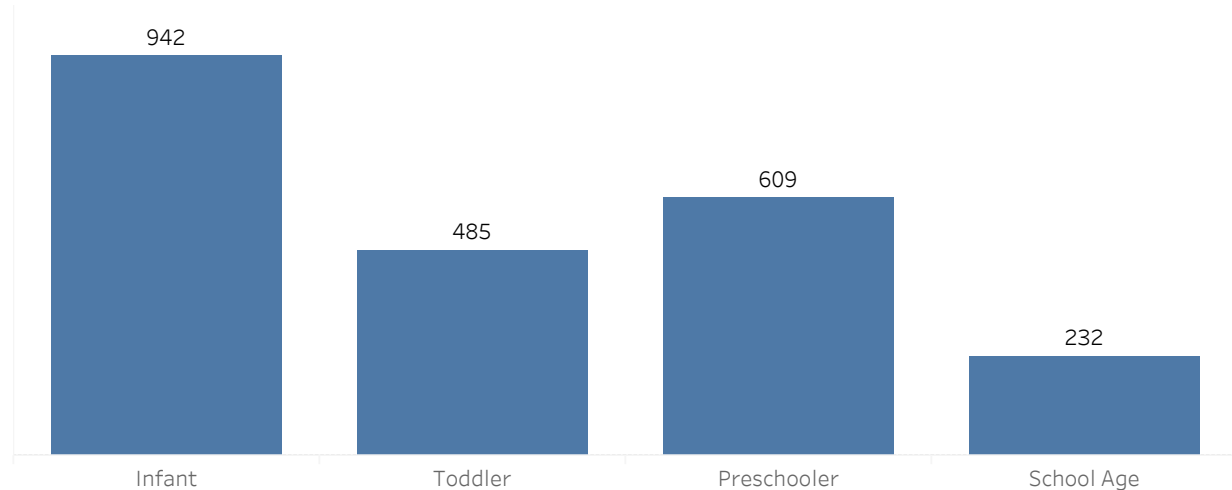
## Income

Below 20% AMI	40%
Between 20% and 25% AMI	13%
Between 25% and 30% AMI	11%
Between 30% and 35% AMI	9%
Between 35% and 40% AMI	6%
Between 40% and 45% AMI	6%
Between 45% and 50% AMI	6%
Between 50% AMI and 85% SMI	9%

## OECE Target Populations

Not Target Population	17%
Target Population	83%

## Age





# Appendix



## Total Children on ELSF as of 11/30/2019

Waiting	2,268
No Longer Waiting	8,051
<b>Grand Total</b>	<b>10,319</b>

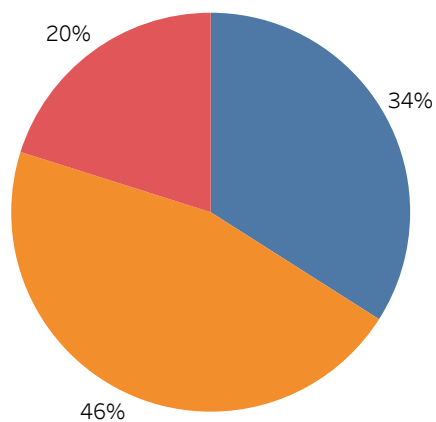
## Breakdown of No Longer Waiting

Enrolled	3,497
Inactive	4,554
<b>Grand Total</b>	<b>8,051</b>

Total new applications since launch:  
**6,622**

## Applications created by:

- Family
- Integrated Services Agency or Compass
- Other CBO



## Definitions

### State Subsidies

CCTR: General Child Care and Development  
CCSP: California State Preschool

### OECE Age Ranges\*

- 0 – 1.9 years old: Infant
- 2 – 2.9 years old: Toddler
- 3 – 5.9 years old: Preschooler
- 6 years old and over: School Age

\*CCTR enrollments abide by California Department of Education age categories

### OECE Target Populations

1. CPS or AT-risk for Neglect or Abuse
2. Homeless
3. Special Needs
4. Low-income Dual Language Learners
5. Low-income Black or African American
6. Low-income Hispanic or Latino